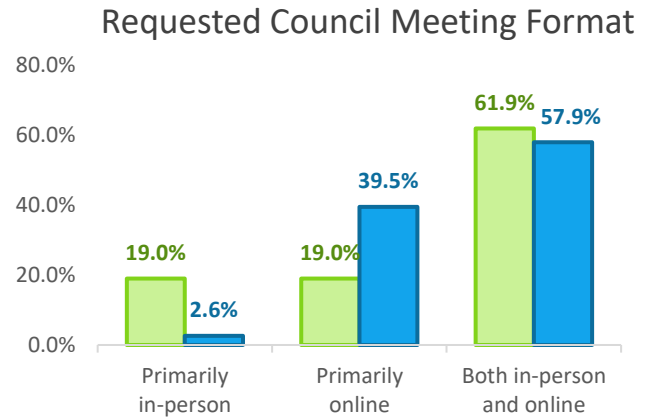
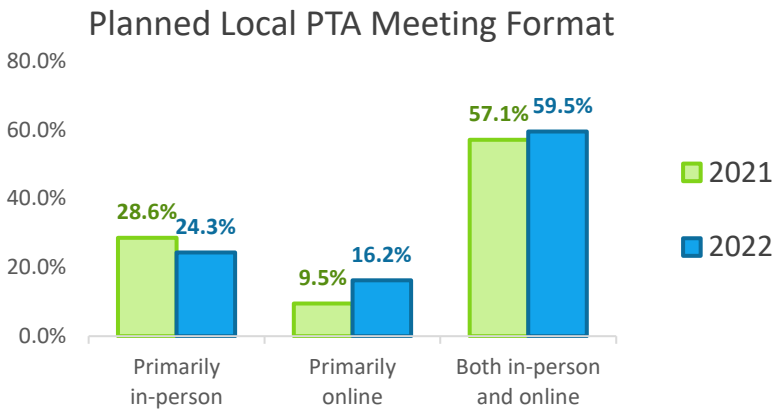
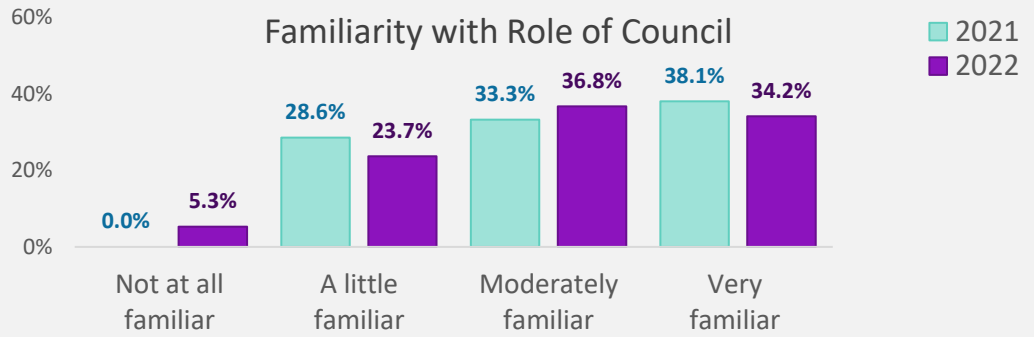




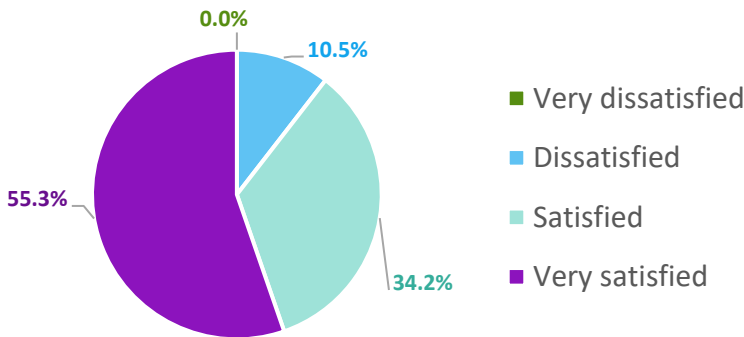
# End of Year Survey Snapshot – June 2022

Results from the annual local services and planning survey sent to local PTA leaders.

**Valid Responses: 38**  
**PTAs Represented: 18**



### Satisfaction with 2021-2022 Council Support



### Potential Helpful Council Services

PTA Leader Trainings	55%
Having a Designated Council Contact Person	55%
PTA Event or Fundraiser Ideas	45%
FACE Support & Ideas	39%
Membership Drive Ideas	37%
DEI Support & Ideas	32%
Reflections Program Resources, Support, & Ideas	29%
Advocacy Support & Ideas	29%
PTA Information Nights	26%
Weekly Virtual "Office Hours" for Council	11%
In-person Casual Meet-ups	11%

### Other Requested Support

- “Info on resources such as flyer translations”
- “An online list "bank" of ideas for activities, programs, fundraising”
- “Figuring out a way to encourage more PTA involvement with our unique school (K-12)”
- “Possibly Government filing support. Some can be daunting. (IRS)”

### Training Topics of Interest

- Family engagement x5
- Treasure basics/IRS x4
- DEI-related topics x4
- Growing membership x4
- Fundraising x3
- Leadership education x2
- Finding volunteers x2
- Making PTA supportive and impactful x2
- Advocacy
- PTA 101
- District/State identified needs
- Survey development
- History of PTA collaboration
- Community resources
- Mental health