


MEMBERSHIP

The Numbers

We currently have 3,176 members, that is **84%** of our goal of 3,800!

Slice Into Membership Drive Is ON!

It's officially pie season—and not just the pumpkin kind! Our annual Slice Into Membership Drive is underway through October 31st, and the stakes are delicious!  The PTA with the biggest percentage increase in membership from last year will earn the honor of pie-ing Superintendent Dr. Saltzman! Yes, you read that right—let's make it happen!


Presidents, Treasurers, and Membership Chairs—check your inboxes for all the juicy details!

WSPTA and Council Dues



A reminder for Presidents and Treasurers that there are dues for Council, WA State PTA, and National PTA. If you have questions, please let us know!

- WSPTA & National dues are combined and should be remitted monthly via GiveBacks on the first of each month.
- Council dues are sent via email invoice and must be paid by check (payment is not available through GiveBacks).

Congratulations!

The following Everett School District PTAs have already grown their membership over 100% of last year's total membership. These PTAs have all earned WA State PTA Membership Growth Awards 

Emerson Elementary, Forest View Elementary, Gateway Middle, Henry M Jackson High, Jackson Elementary, Madison Elementary, Monroe Elementary, North Middle, Whittier Elementary, Woodside Elementary

 Let's give a big round of applause to these incredible PTAs!— **Congratulations!** 

Please contact vpmembership@everettsacouncil.org with any questions about membership! We are always here to support you in any way we can.

Lesa Cowley

VP of Membership